



100%  
**MADE**  
IN WALES 

# Willow Collection



## Traditionally Styled

Wood Burning & Multi-fuel Stove Range

ECO DESIGN  
2022 APPROVED 

**AIR QUALITY**   
DEFRA EXEMPT APPLIANCE  
Approved for Burning Wood in a Smoke Controlled Zone

# Willow Compact

Leaf  
Stoves

**A+** Efficient 81.1%

ECO DESIGN  
2022 APPROVED

UK  
CA | CE

AIR QUALITY  
DEFRA EXEMPT APPLIANCE  
Approved for Burning Wood in a Smoke Controlled Zone



The Willow Compact stove has a minimal foot print in size but not in its heat output. It has been specifically designed to fit into the smallest fireplace opening, yet can heat your room with its impressive performance and is so easy to use.



3 Way Air System

This stove has Leaf's 3-Way Air Management System for maximum efficiency, which is fully controlled by the 2 Pull out Air Controllers at the front of the stove, including Primary Air, a Secondary Air wash to keep the door glass clean & Tertiary Air to the rear to ensure all fuel is burnt in the most efficient and clean manner.



Willow Compact fitted to the Logstore base



## Compact Technical Data:

Nominal Heat Output:	4.5Kw's
Heat Output Range:	1.5 to 5.5 Kw's
Wood Efficiency:	81.1%
Energy Efficiency Rating:	A+
Weight:	74 Kgs
Viewable Glass Size (mm):	250 Wide x 262 High
Overall Stove Dimensions (mm):	404 Wide x 535 High x 354 Deep
Defra Exemption Approved:	YES
ECO-Design Approved:	YES
Construction:	Cast Door / Steel Body
Finish:	Matt Black
Warranty:	5 Years
External Air Kit:	Yes - Optional
Air Controls:	2 x Pull Out Air Controllers
Log Store:	YES - Optional 345mm High
Flue Outlet & Options:	5.0"/128mm - Top or Rear
Multi-Fuel Stove:	YES



Radiant & Convectional



Optional Direct Air Feed Kit



3 Way Air System



Top or Rear Flue Exit



Nominal Heat Output



5 Year Warranty



Efficiency (A+ Rated)



# Willow Classic

Leaf  
Stoves

**A+** Efficient 84.8%

ECO DESIGN  
2022 APPROVED

UK  
CA | CE

AIR QUALITY  
DEFRA EXEMPT APPLIANCE  
Approved for Burning Wood in a Smoke Controlled Zone



The Willow Classic stove is stylish and elegant and is one of the highest performing stoves available on the market today with a total efficiency of over 84%. The Classic is easy to use and will enhance any room it is installed in.



3 Way Air System

This stove has Leaf's 3-Way Air Management System for maximum efficiency, which is fully controlled by the 2 Pull out Air Controllers at the front of the stove, including Primary Air, a Secondary Air wash to keep the door glass clean & Tertiary Air to the rear to ensure all fuel is burnt in the most efficient and clean manner.



Willow Classic fitted to Logstore base



## Classic Technical Data:

Nominal Heat Output:	5.0Kw's
Heat Output Range:	2.5 to 6.5 Kw's
Wood Efficiency:	84.8%
Energy Efficiency Rating:	A+
Weight:	84 Kgs
Viewable Glass Size (mm):	250 Wide x 262 High
Overall Stove Dimensions (mm):	462 Wide x 535 High x 375 Deep
Defra Exemption Approved:	YES
ECO-Design Approved:	YES
Construction:	Cast Door / Steel Body
Finish:	Matt Black
Warranty:	5 Years
External Air Kit:	Yes - Optional
Air Controls:	2 x Pull Out Air Controllers
Log Store:	YES - Optional 345mm High
Flue Outlet & Options:	5.0"/128mm - Top or Rear
Multi-Fuel Stove:	YES



Radiant & Convective



Optional Direct Air Feed Kit



3 Way Air System



Top or Rear Flue Exit



Nominal Heat Output



5 Year Warranty



Efficiency (A+ Rated)

# Willow Elegance

Leaf  
Stoves

ECO DESIGN  
2022 APPROVED

UK  
CA | CE

AIR QUALITY  
DEFRA EXEMPT APPLIANCE  
Approved for Burning Wood in a Smoke Controlled Zone



**A** Efficient 77.6%

The Willow Elegance stove has a large wide, impressive glass door panel, giving you a full view of the relaxing and warming flames. The Elegance is the ideal choice for any room, it is simple to operate with a nominal heat output of 5.0 Kw's.



3 Way Air System

This stove has Leaf's 3-Way Air Management System for maximum efficiency, which is fully controlled by the 2 Pull out Air Controllers at the front of the stove, including Primary Air, a Secondary Air wash to keep the door glass clean & Tertiary Air to the rear to ensure all fuel is burnt in the most efficient and clean manner.



Willow Elegance fitted to Logstore base



## Elegance Technical Data:

Nominal Heat Output:	5.0 Kw's
Heat Output Range:	2.5 to 8.0 Kw's
Wood Efficiency:	77.6%
Energy Efficiency Rating:	A
Weight:	101 Kgs
Viewable Glass Size (mm):	377 Wide x 262 High
Overall Stove Dimensions (mm):	531 Wide x 575 High x 300 Deep
Defra Exemption Approved:	YES
ECO-Design Approved:	YES
Construction:	Cast Door / Steel Body
Finish:	Matt Black
Warranty:	5 Years
External Air Kit:	Yes - Optional
Air Controls:	2 x Pull Out Air Controllers
Log Store:	YES - Optional 362mm High
Flue Outlet & Options:	5.0"/128mm - Top or Rear
Multi-Fuel Stove:	YES



Radiant & Convectional



Optional Direct Air Feed Kit



3 Way Air System



Top or Rear Flue Exit



Nominal Heat Output



5 Year Warranty



Efficiency (A Rated)



# Willow Grande

Leaf  
Stoves

ECO DESIGN  
2022 APPROVED

UK  
CA | CE

AIR QUALITY  
DEFRA EXEMPT APPLIANCE  
Approved for Burning Wood in a Smoke Controlled Zone



**A** Efficient 77.6%

The Willow Grande stove has a huge panoramic glass panel, so you get the full effect of the dancing flames from any angle within your room. The Grande is perfect for any room, especially ones with larger fireplaces but still with a nominal heat output of 5.0 Kw's and is extremely easy to use.



3 Way Air System

This stove has Leaf's 3-Way Air Management System for maximum efficiency, which is fully controlled by the 2 Pull out Air Controllers at the front of the stove, including Primary Air, a Secondary Air wash to keep the door glass clean & Tertiary Air to the rear to ensure all fuel is burnt in the most efficient and clean manner.



Willow Grande fitted to Logstore base



## Grande Technical Data:

Nominal Heat Output:	5.0 Kw's
Heat Output Range:	2.5 to 9.0 Kw's
Wood Efficiency:	77.6%
Energy Efficiency Rating:	A
Weight:	114 Kgs
Viewable Glass Size (mm):	441 Wide x 336 High
Overall Stove Dimensions (mm):	595 Wide x 625 High x 375 Deep
Defra Exemption Approved:	YES
ECO-Design Approved:	YES
Construction:	Cast Door / Steel Body
Finish:	Matt Black
Warranty:	5 Years
External Air Kit:	Yes - Optional
Air Controls:	2 x Pull Out Air Controllers
Log Store:	YES - Optional 362mm High
Flue Outlet & Options:	5.0"/128mm - Top or Rear
Multi-Fuel Stove:	YES



Radiant & Convectional



Optional Direct Air Feed Kit



3 Way Air System



Top or Rear Flue Exit



Nominal Heat Output



5 Year Warranty

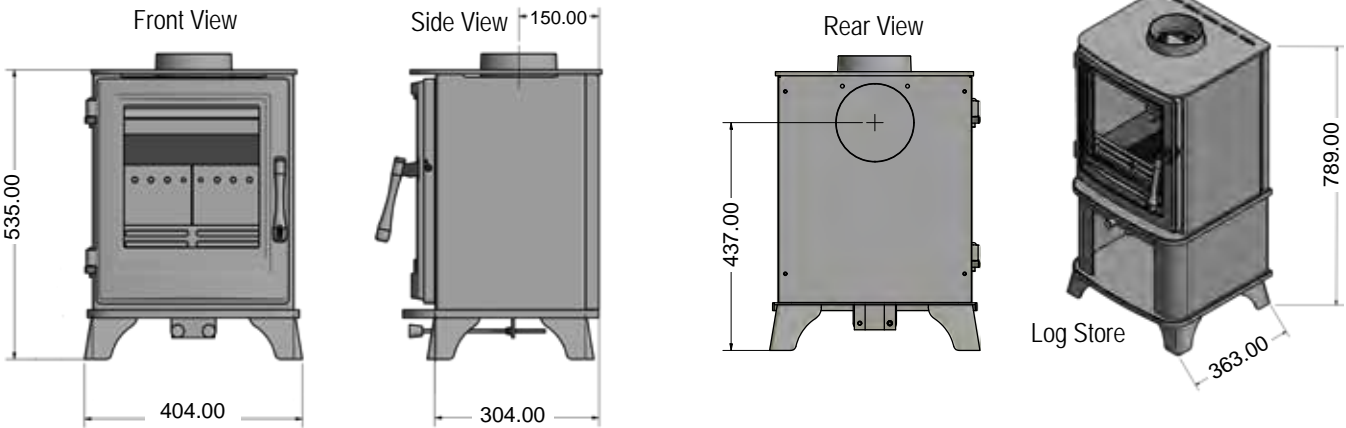


Efficiency (A Rated)

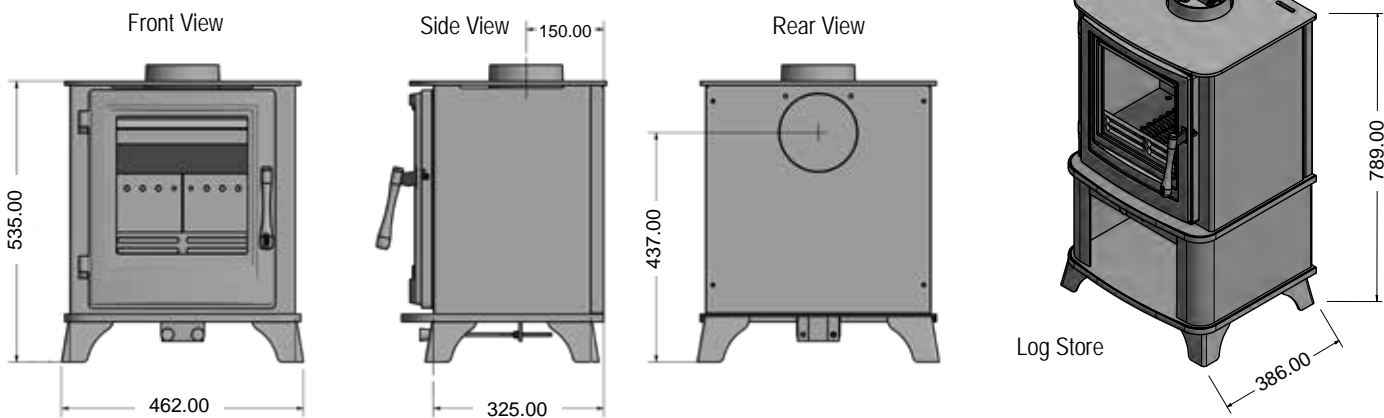
# Willow Dimensions:



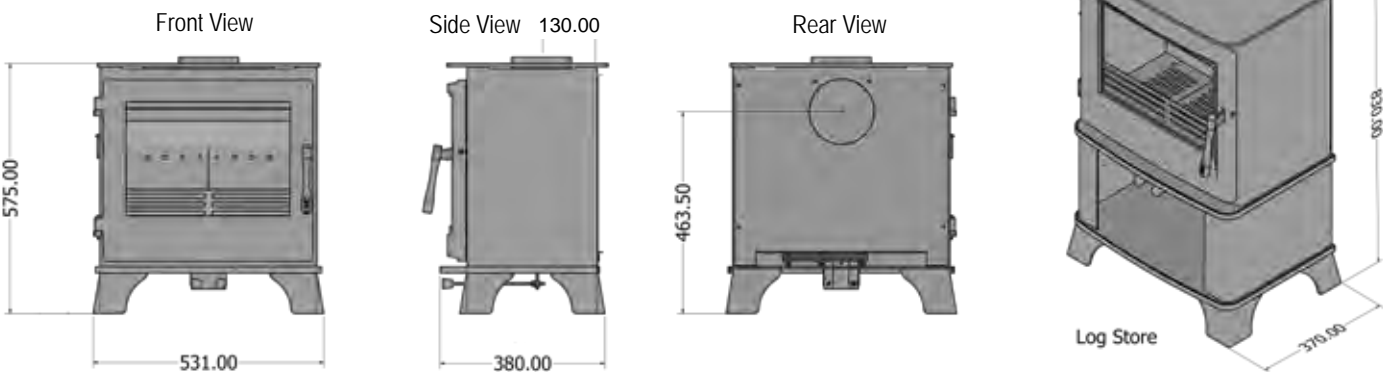
## Willow Compact



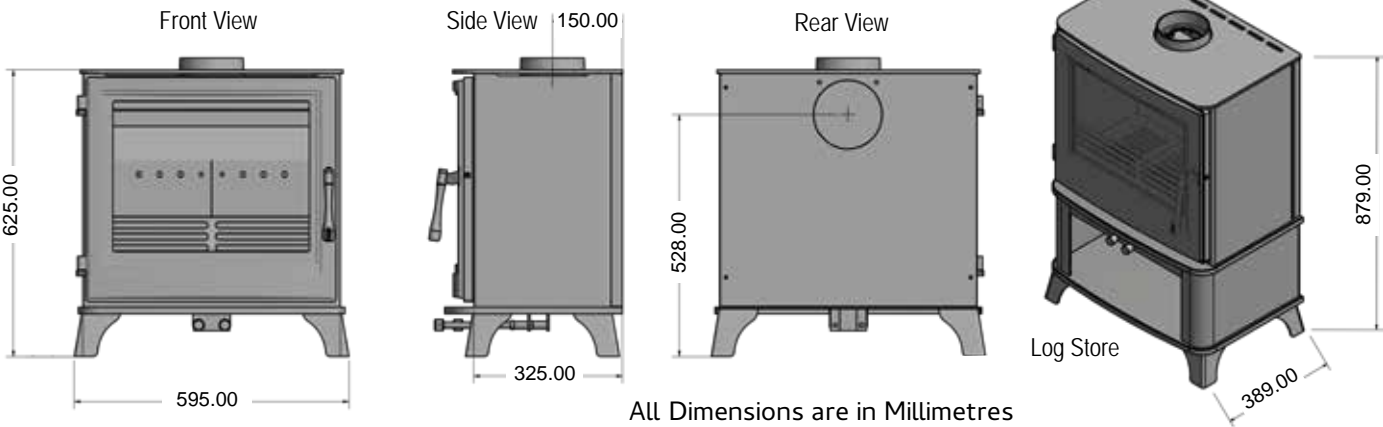
## Willow Classic



## Willow Elegance



## Willow Grande





## ***Total Air Management. The true art of 3 Way Eco-Clean Burn combustion.***



All Willow Stoves are multi-fuelled, you can burn wood or the approved smokeless fuels on them. To gain the optimum efficient burn you need the correct firebox temperature and the precise supply and flow of air (oxygen) into the firebox.

Our stoves are designed to optimise the burning conditions in the fire box chamber and achieve an Eco-Clean Burn by getting the most out of the fuel you are burning.

**1. Primary Air:** supplied from under the grate system especially when lighting and burning smokeless fuels, and when burning wood it can be used as a 'boost' function for starting the fire, or when adding fresh logs to the fire. The controller for this is at the front of stove.

**2. Secondary Air:** known as the air wash, this preheated air flows down the inside surface of the door glass, feeding the fire and helping to keep the glass clean. Once the stove is hot you control the burn rate by adjusting this secondary air controller at the front of the stove.

**3. Tertiary Air:** preheated air enters higher up at the back of the fire box chamber through a series of holes in the fireboard. When the fire is hot, this air helps burn off all of the unused gases from the fuel. You will see the Eco-Clean Burn working as small flames spiral and dance out of these holes as the unburnt gases fully combust. This function is automatically controlled with the secondary air controller at the front of the stove.



**AIR QUALITY** - Our complete range of Willow stoves are DEFRA exempt appliances, allowing our stoves to burn wood in smoke controlled areas as defined by the Department for Environment, Food & Rural Affairs (DEFRA).



All of our wood burning multi-fuel stoves meet the ECO-Design 2022 Standards, which means they are more efficient to operate and their flue emissions of Particulate Matters (PM's) are much lower due to the Cleaner Air Technology designed into our stoves therefore helping to cut air pollution.

## Key Features:



**Radiant & Convective** - For excellent heat output & distribution - Our Willow stoves have been designed with a rear heat panel, which forms a double outer layer with an air gap in between. Cool room air is drawn up from the floor, heated by the rear outer firebox body of the stove, and then is released out through air grills in the side and the solid steel top plate. This dual heat generation of Radiant and Convective maximises heat output and efficiency, and gives an even heat distribution to the room.



**Direct Air Feed** - No more cold draughts - All Willow models can be connected with an (optional) external air duct kit. Then all the air (oxygen) needed for the 3 way combustion is taken from outside the house, not from the room (suitable for low energy passive houses). This reduces draughts in your home, helping to preserve the loss of valuable room heat and assists with the whole combustion cycle.



**High Efficiency (H.E) & Environmentally Friendly** - Helping to ensure a greener environment - Our focus of continuous improvement means our designers are constantly bringing true innovation to our stoves, making them burn cleaner and more efficiently, exhausting fewer particulates into the atmosphere (very low flue emissions) as well as being simple to use. All our Willow stoves have been fully tested and meet the DEFRA standard for burning wood in smoke controlled areas. Additionally they meet the Eco Design 2022 Standard.



**Top or Rear Flue Exit** - The Willow range can be flued out of the Top or Rear of the stove using a 5.0" (128mm) Diameter flue system. When using the rear flue exit, the optional 'Top Blanking Plate Kit' should be ordered.



**5 Year Warranty** - The reassurance of a 5 year extended warranty which covers all of our multi-fuel stoves, gives peace of mind with your purchase - Full Terms & Conditions of the warranty can be found in the Operating Manual.



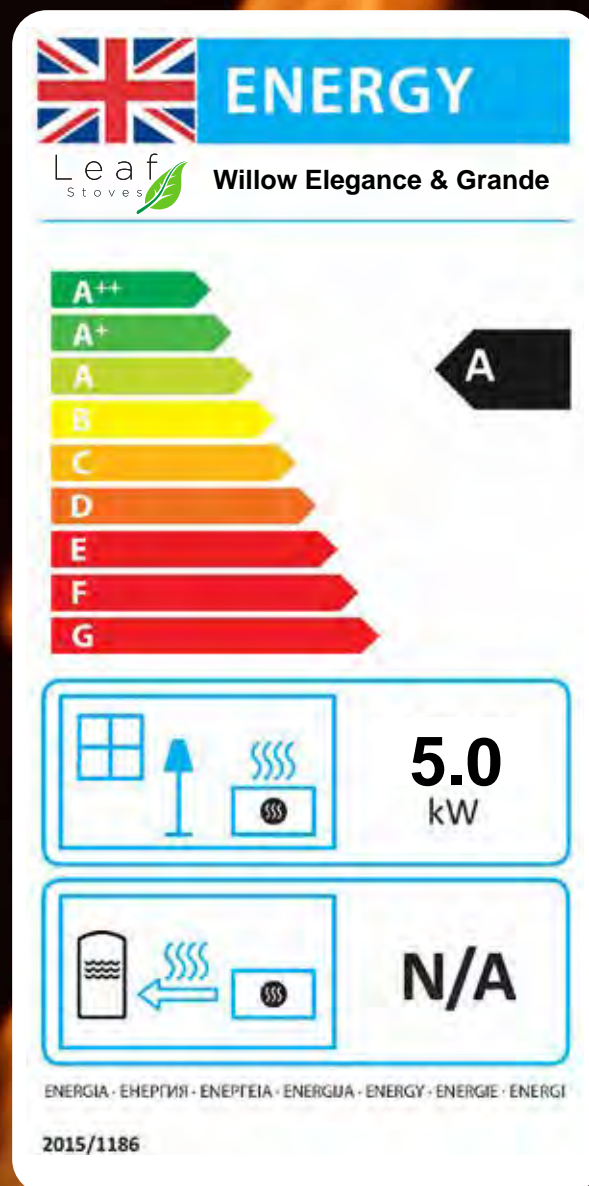
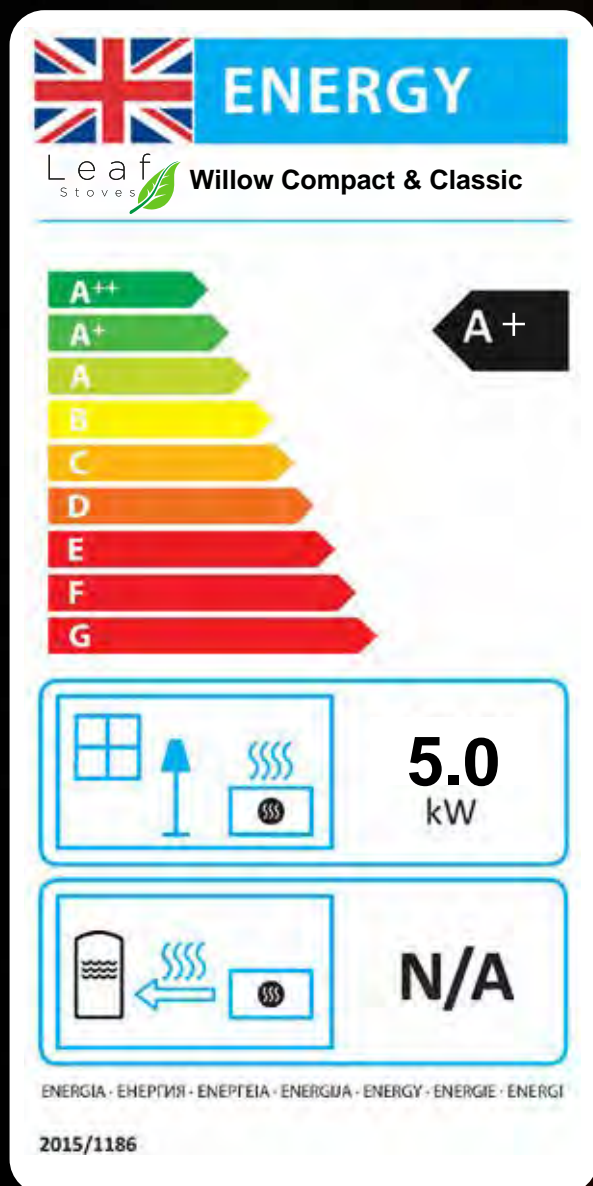
**Handmade in Wales:** In our factory we manufacture our stoves by taking the sheet steel then laser cutting, folding, welding, fettling, shot blasting and painting our stoves, we assemble the stove, then undertake the final quality assurance checks, and pack and despatch our stoves out to our network of premium retailers. We hope you enjoy your Leaf Stove as much as we have making them for you.





The four elements of nature:  
**Fire, Water, Earth & Air**

From the beginning of time we have always been attracted to a beautiful warming flame and glowing embers.



*All of our stoves are fully produced from start to finish in the UK, more than just a British Company, we Design with Passion and are Proud to fully manufacture in the UK.*

*Leaf Stoves has a policy of continuous product improvement and development. Leaf Stoves reserves the right to change specifications and make modifications to the appliance described and illustrated at any time.*



Copyright © Leaf Stoves 2024

Leaf Stoves, 11 Village Farm Road, Village Farm Industrial Estate, Pyle, Bridgend, CF33 6BL

t: 0333 344 8605 e: sales@leafstoves.co.uk w: www.leafstoves.co.uk